

- Electrostatic powder coated steel housing
- Electrostatic powder coated aluminum cooler
- Polycarbonate front glass
- Suitable for surface/pendant mounting

P W Product & Power Options

Product Name	Light Color	Input Voltage (V)	Power (W)	Luminous Flux (lm)	Weight (kg)
CDRB175	WW-NW-CW	220-240V AC	25	2.420	2,5
CDRB175	WW-NW-CW	220-240V AC	45	4.376	2,6

*Power and Lumen values provided are based off of a cold white (CW) LED.

C Light Color Options

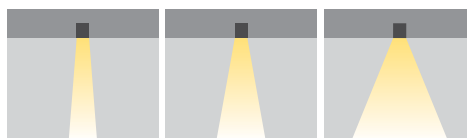
● WW: Warm White	3000K
● NW: Natural White	4000K
● CW: Cold White	6500K

*Different colors are optional

S Driver Options

- 01 Standard Driver
- 06 DALI Driver
- 11 Driver + Emergency Lighting Kit 1h
- 12 Driver + Emergency Lighting Kit 3h

O Lens Options



XN: Extra Narrow Angle N: Narrow Angle M: Medium Angle

G Housing Color Options

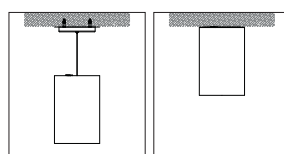


RAL9005 RAL9007 RAL9016

I IP Protection Class



M Mounting Options

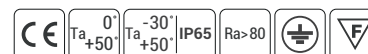


25: Pendant 26: Surface



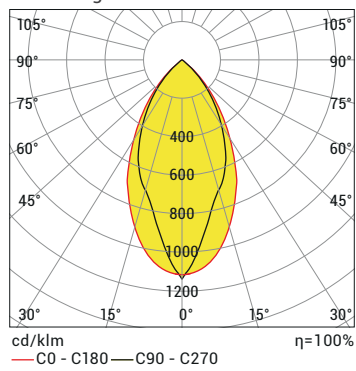
Order Code

P . W . C . S . O . G . I . M



Product Diagrams

Polar Diagram



Conical Diagram

H (mt)	Ø (m)	E _{max} (lx)
0.5	0,55	10599
1.0	1,09	2650
1.5	1,64	1178
2.0	2,19	662
2.5	2,74	424
3.0	3,28	294

CDRB 175 CW 60D 25W 220V AC IP40

Control System Options

Color Type	PWM	INV PWM	DMX	DALI*	0-10V DC*	TRIAC
WW-NW-CW				•	•	•
R,G,B,A						
RGB						
RGBA/W						
RGB DMX						
WHITE DMX						

*Not applicable for IP65

